



INSTRUCTION MANUAL

PTM MANAGEMENT

FIRST REGISTRATION

Rev. 00 of 08/08/2016



PTM s.r.l.

Via per Isorella 22/A, 25010 VISANO -BS- ITALY | Tel. +39 030/9952733 r.a. | Fax. +39 030/9952818 | email: ptm@ptmsrl.com | web: www.ptmsrl.com

INDEX

FIRST REGISTRATION	PG. 3
SCALE REGISTRATION	PG. 6
ACTIVATION DATA	PG. 7
ACTIVATE YOUR ACCOUNT WITH A CODE	PG. 8

FIRST REGISTRATION



Make a registration is **easy** and **free**.

1 Access the portal with a browser at the following URL <http://www.ptm-management.com>

2 Press **"FREE ACCESS"** and insert the requested data, email, password and accept the conditions.

PTM MANAGEMENT
"Believing in Technology."

INSERT THE CREDENTIALS
to access the restricted area

Country: English
Username: demo@ptmsrl.it
Password: [masked] [Show](#)
[I forgot my password!](#)

Attention: If you are not in possession of access credentials, it is not possible to log in. Please, register a new user.

[New user](#) [Login](#)

[Problems with Browser?](#)
[Problems with popups?](#)

FREE ACCESS

PTM

INSERT ACCESS DATA
We will send you a confirmation at you e-mail address.


Email: [input field]
Password: [input field] **You have to fill it!**
Confirm password: [input field]

I've read the [Conditions of use](#)
 I have read and agree with the terms 1.4 - 5.3 - 9.8 - 12 - 14
 I have read and agree to the [Regulations Privacy](#)

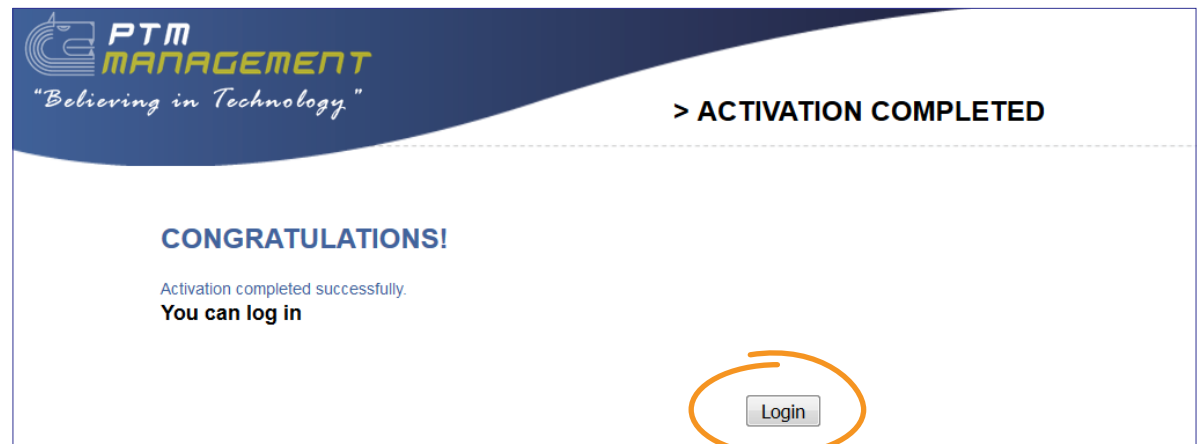
[Cancel](#) [Continue!](#)

FIRST REGISTRATION

- 3 Press "**CONTINUE!**", a congratulation message will follow and an **email** will be sent to the address inserted.



- 4 Now is necessary to access your own email and **click the link to validate it.** If all proceed correctly, you will see a **congratulation message** as follow.




Now it is possible to make your **first Login!**

FIRST REGISTRATION

5 Press "Login Button" or access directly the homepage.
Insert your email and password and press "Login Button". You will see your free homepage.

6 Now you can complete your account registration, by pressing the "ACCOUNT" button and inserting your company information.

 Please be aware that the information provided will be used to contact the user and invoice the service.

7 Press "save", now proceed inserting your scale registration. (first icon in the left menu).



SCALE REGISTRATION

Our software **PTM Management** allows you to manage the following scales

GRAPHIC MEMORY
GRAPHIC A MEMORY
GRAPHIC A USB
GRAPHIC SUPER MEMORY
GRAPHIC SUPER USB
EVOLUTION
ADVANCE USB
ADVANCE SUPER USB



You can **register your scale** if you have one of the list!

1

Linking to www.ptm-management.com

2

Please **enter your user data** (username and password previously registered) to **validate** (login)

3

In the homepage at the left in the vertical bar you can find the **weighing indicator's menu**

4

Clicking the **icon to access the menu**

5

On the next page you can **choose your scale**



Pay **ATTENTION** when you choose the model of your scale because it determines the type and format of the data that you will be able to exchange

6

Complete the **other fields on the page** (scale serial number, wagon model, etc.) that allow us to provide you better service, **SAVE** it and the scale registration has done.



You've complete your **registration**! You are ready to use **PTM management Free** (demonstration limited version)

ACTIVATION DATA

PTM Management is available in 3 versions **STANDARD, PROFESSIONAL, PREMIUM** with a different functionality according the purchased packet:

	STANDARD	DRY MATTER	WAREHOUSE	COSTS	SUPPLIER	CUSTOMERS
STANDARD	Green	Red	Red	Red	Red	Red
PROFESSIONAL	Green	Green	Green	Green	Red	Red
PREMIUM	Green	Green	Green	Green	Green	Green

STANDARD Recipe creation, scale programmation, data importation of loading and unloading, report

PROFESSIONAL Standard functionality + managing of the dry matter components in the recipes, costs managing, stock managing

PREMIUM Professional functionality + customers and components supplier managing

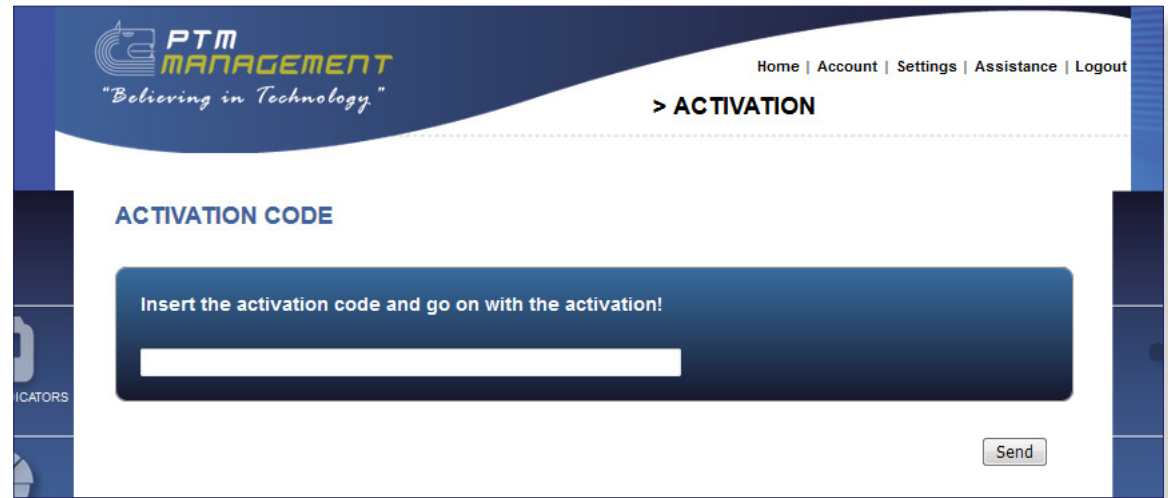
For **each account** it is possible to purchase a **packet**:

- **1|2|3 scales**
- **5|10 concurrent access** from **multiple locations** at the same account
- **1|2|3 years**

The packets are purchased through a **fee** (1/2/3 years) **renewable on the expiration date**.

ACTIVATE YOUR ACCOUNT WITH A CODE

- 1 If you have purchased a **license code**, you can insert it and start to work with the functionalities offered.
- 2 First, make your **first registration** (if you have not already did it).
- 3 Click one of the **shadowed icon on the left**, the following page will appear.
- 4 Insert the license code and **press "send"** to **enable the new packet**.



Now you can access the **new functionalities** of your packet!



PTM s.r.l.

Via per Isorella 22/A, 25010 VISANO

-BS- ITALY

Tel. +39 030/9952733 r.a.

Fax. +39 030/9952818

email: ptm@ptmsrl.com

web: www.ptmsrl.com

Sistema Qualità Certificato secondo UNI EN ISO 9001

